

Not Issued For Construction

Issued: 4.2.24

Revisions:


Date	Description

PRELIMINARY PLAN REVIEW

BREWED AWAKENINGS

1234 OAKLAWN AVE.
CRANSTON, RI
ASSESSOR'S PLAT 15 / SEC 1
LOT 1015
APRIL 2, 2024

STAMP

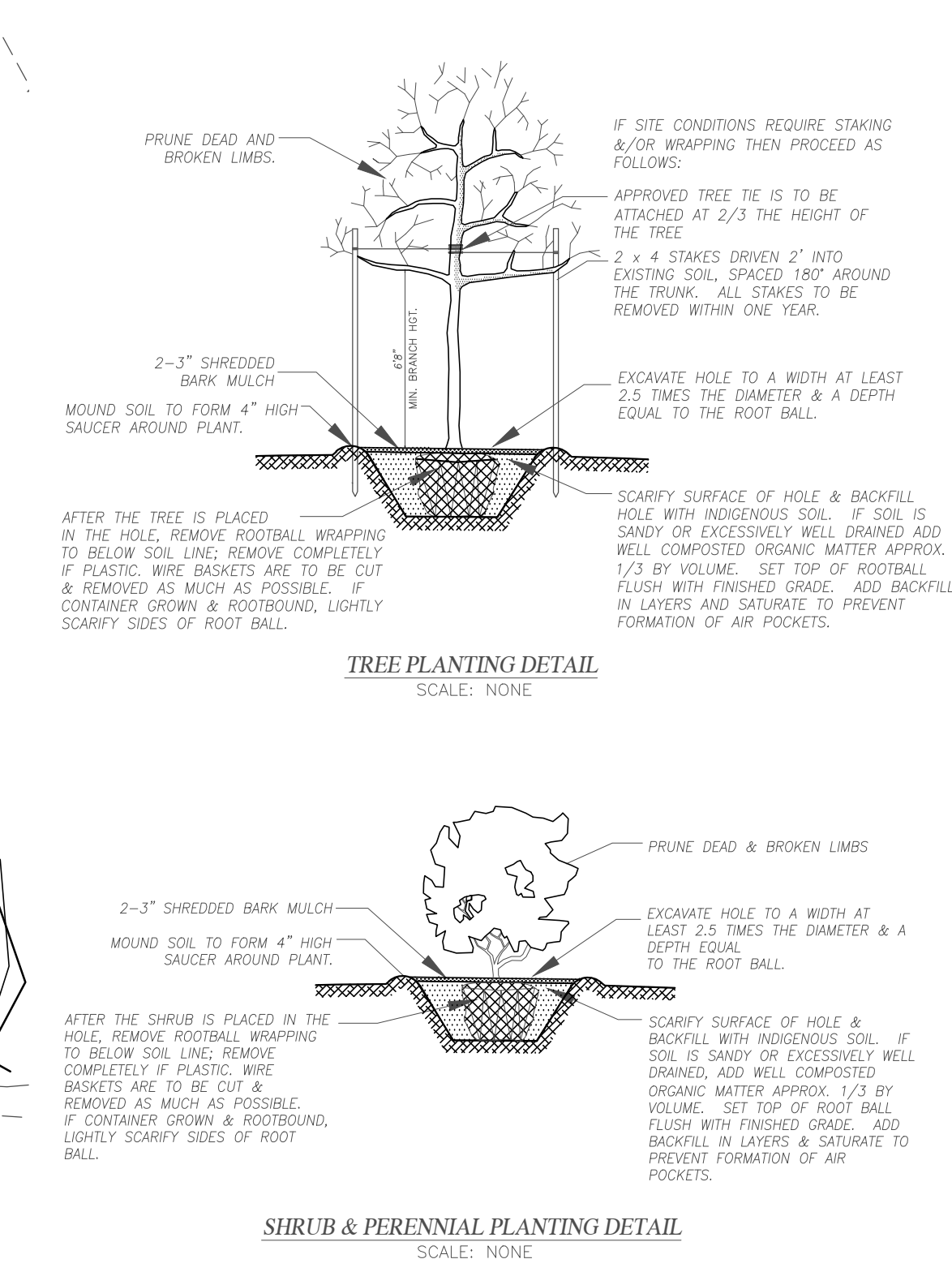


LANDSCAPING PLANTING PLAN

THIS DRAWING IS THE PROPERTY OF THE LANDSCAPE ARCHITECT ANY UNAUTHORIZED USE OF THIS DRAWING WITHOUT WRITTEN PERMISSION IS PROHIBITED

Sheet 1 of 2

L1

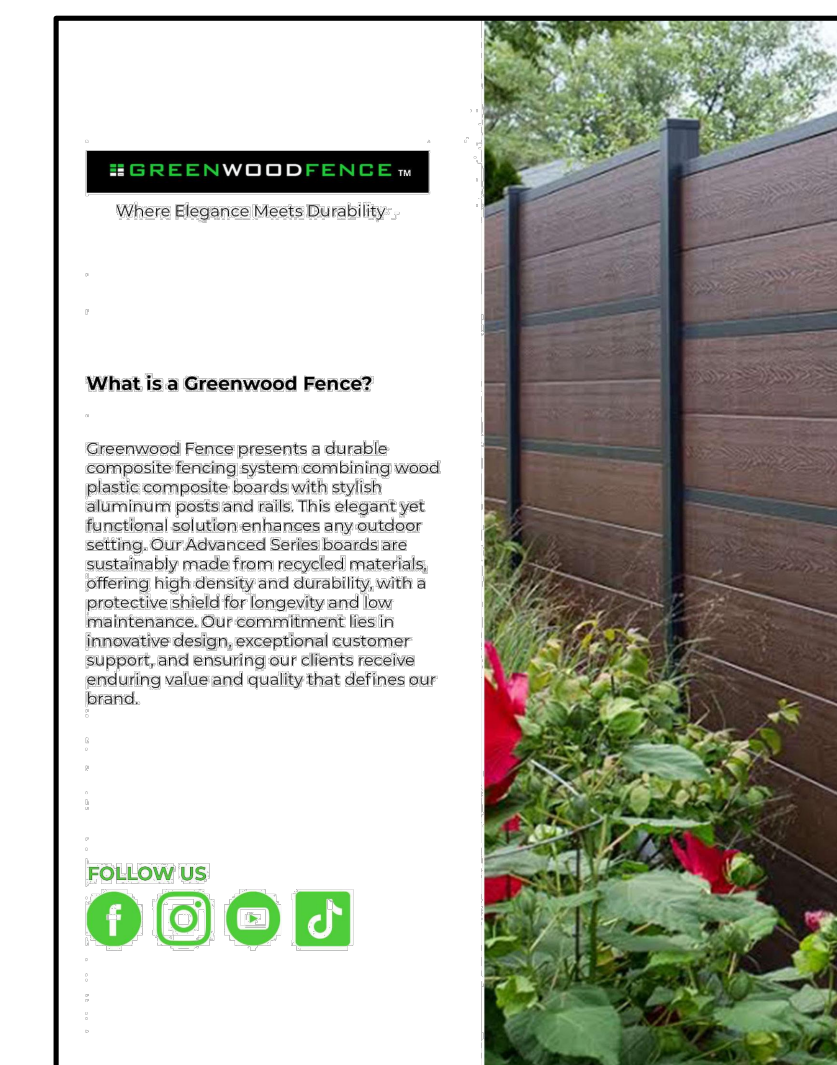


GENERAL NOTES

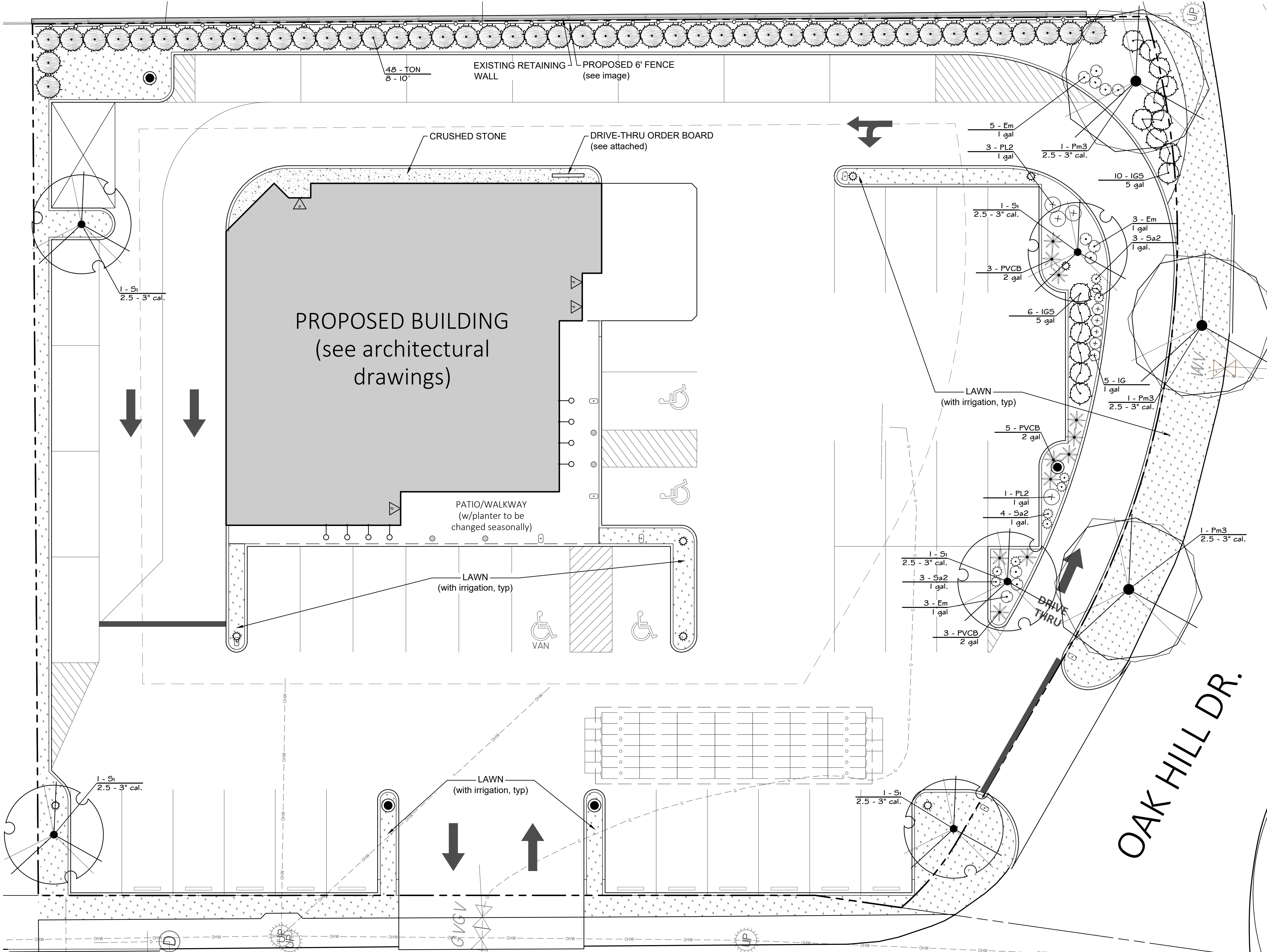
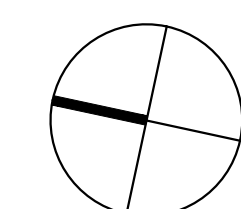
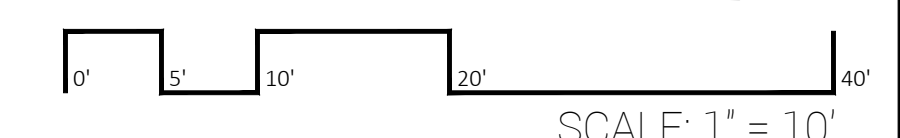
1. ALL PLANTING BEDS ARE TO BE EXCAVATED TO A DEPTH OF 8" BELOW FINISH GRADE. THE BOTTOM OF BEDS SHALL BE SCARIFIED, AND BACKFILLED WITH 8" OF LOOSE, FRIABLE, ORGANIC LOAM.
2. PROVIDE QUALITY PLANTS, COMPLYING WITH THE APPLICABLE REQUIREMENTS OF "ANSI Z60.1 AMERICAN STANDARDS FOR NURSERY STOCK."
3. ALL PLANTS TO BE HEALTHY, VIGOROUS AND FREE OF INSECTS AND DISEASE. TREES DELIVERED TO THE SITE, SHALL BE HEALTHY, BALLED & BURLAPPED OR CONTAINER GROWN.
4. IF NECESSARY, THE SIZE AND SPECIES OF THE PLANTS MAY BE ADJUSTED BY THE LANDSCAPE ARCHITECT OR HIS REPRESENTATIVE BASED ON AVAILABILITY.
5. PLANTS ARE TO BE INSTALLED AS SPECIFIED IN THE DETAILS AND PROVIDED WITH ADEQUATE WATER. NEWLY PLANTED MATERIAL TO BE THOROUGHLY WATERED AROUND THE ROOT BALL, TO ELIMINATING ALL AIR POCKETS AND FUTURE SETTLEMENT.
6. ALL PLANTING BEDS SHALL BE COVERED WITH 3" OF SHREDDED BARK MULCH.
7. TREES SHALL BE STAKED TO ENSURE TREES ARE PLUMB & PROPERLY SUPPORTED FOR A PERIOD OF 1 GROWING SEASON.

MAINTENANCE & WARRANTY

1. THE CONTRACTOR SHALL WARRANTY ALL PLANTS FOR A PERIOD OF ONE YEAR AFTER THE DATE OF SUBSTANTIAL COMPLETION AGAINST DEFECTS INCLUDING DEATH AND UNSATISFACTORY GROWTH. ANY PLANT WHICH IS NOT HEALTHY SHALL BE REPLANTED BY THE CONTRACTOR.
2. AFTER PLANTING IS COMPLETED THE OWNER SHALL BE RESPONSIBLE TO PROVIDE ADEQUATE WATER AND ENSURE HEALTHY AND VIGOROUS GROWTH.



PROPOSED 6' FENCE

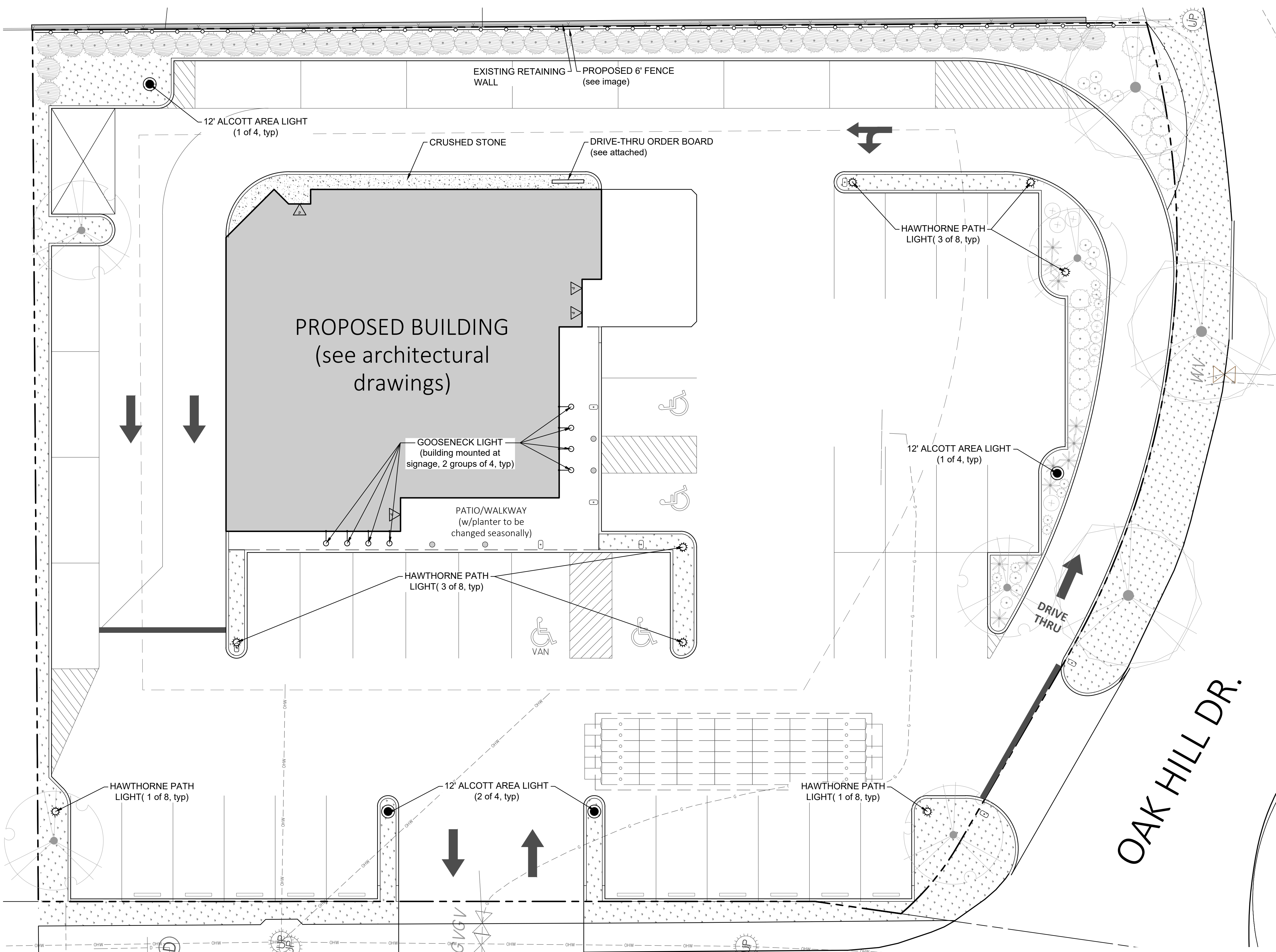


PLANT SCHEDULE

SYMBOL	CODE	QTY	BOTANICAL NAME	COMMON NAME	SIZE	CONTAINER
TREES						
	Pm3	3	Platanus x acerifolia	London Plane Tree	2.5 - 3" cal.	B&B
	Si	5	Syringa reticulata 'Ivory Silk'	Ivory Silk Japanese Tree Lilac	2.5 - 3" cal.	B&B
	TON	48	Thuja occidentalis 'Nigra'	Nigra Cedar	8 - 10'	B&B

PLANT SCHEDULE

SYMBOL	CODE	QTY	BOTANICAL NAME	COMMON NAME	SIZE	CONTAINER
SHRUBS						
	IGS	16	Ilex glabra 'Shamrock'	Inkberry	5 gal	Cont.
ANNUALS/PERENNIALS						
	Em	11	Echinacea purpurea 'Magnus Superior'	Magnus Superior Coneflower	1 gal	Cont.
	IG	5	Iris germanica	German Iris	1 gal	Cont.
	PL2	4	Perovskia atriplicifolia 'Little Spire'™	Little Spire Russian Sage	1 gal	Cont.
	Sa2	10	Sedum x 'Autumn Joy'	Autumn Joy Sedum	1 gal	Cont.
GRASSES						
	PVCB	11	Panicum virgatum 'Cape Breeze'	Switch Grass	2 gal	Cont.



Alcott Area Light

Product Data Sheet

General Description
The Alcott Area Light is a contemporary interpretation of a traditional lamp post. It features a cast aluminum body with a powder-coated finish. The light fixture is a clear lens with a frosted diffuser. The lamp is mounted on a cast aluminum pole with a decorative finial. The light fixture is available in two mounting heights: 12' and 15'.

Electrical
Voltage: 120V AC
Power: 100W
Color Temperature: 3000K
Beam Spread: 120°
Lumen Output: 10,000 lm

Lighting Facts

Finish
Powder-coated aluminum in a variety of colors. The finish is durable and resistant to fading and chipping. The finish is available in a variety of colors: White, Black, Bronze, and Silver.

To Order
Specify mounting height, color, and finish.

Product Modifications
The Alcott Area Light is available in two mounting heights: 12' and 15'. The light fixture is available in two finishes: White and Black. The lamp is available in two finishes: Bronze and Silver.

Alcott Area Light

Product Data Sheet

General Description
The Alcott Area Light is a contemporary interpretation of a traditional lamp post. It features a cast aluminum body with a powder-coated finish. The light fixture is a clear lens with a frosted diffuser. The lamp is mounted on a cast aluminum pole with a decorative finial. The light fixture is available in two mounting heights: 12' and 15'.

Electrical
Voltage: 120V AC
Power: 100W
Color Temperature: 3000K
Beam Spread: 120°
Lumen Output: 10,000 lm

Lighting Facts

Finish
Powder-coated aluminum in a variety of colors. The finish is durable and resistant to fading and chipping. The finish is available in a variety of colors: White, Black, Bronze, and Silver.

To Order
Specify mounting height, color, and finish.

Product Modifications
The Alcott Area Light is available in two mounting heights: 12' and 15'. The light fixture is available in two finishes: White and Black. The lamp is available in two finishes: Bronze and Silver.

Hawthorne Path Light

Product Data Sheet

General Description
The Hawthorne Path Light is a contemporary interpretation of a traditional lamp post. It features a cast aluminum body with a powder-coated finish. The light fixture is a clear lens with a frosted diffuser. The lamp is mounted on a cast aluminum pole with a decorative finial. The light fixture is available in two mounting heights: 12' and 15'.

Electrical
Voltage: 120V AC
Power: 100W
Color Temperature: 3000K
Beam Spread: 120°
Lumen Output: 10,000 lm

Lighting Facts

Finish
Powder-coated aluminum in a variety of colors. The finish is durable and resistant to fading and chipping. The finish is available in a variety of colors: White, Black, Bronze, and Silver.

To Order
Specify mounting height, color, and finish.

Product Modifications
The Hawthorne Path Light is available in two mounting heights: 12' and 15'. The light fixture is available in two finishes: White and Black. The lamp is available in two finishes: Bronze and Silver.

Hawthorne Path Light

Product Data Sheet

General Description
The Hawthorne Path Light is a contemporary interpretation of a traditional lamp post. It features a cast aluminum body with a powder-coated finish. The light fixture is a clear lens with a frosted diffuser. The lamp is mounted on a cast aluminum pole with a decorative finial. The light fixture is available in two mounting heights: 12' and 15'.

Electrical
Voltage: 120V AC
Power: 100W
Color Temperature: 3000K
Beam Spread: 120°
Lumen Output: 10,000 lm

Lighting Facts

Finish
Powder-coated aluminum in a variety of colors. The finish is durable and resistant to fading and chipping. The finish is available in a variety of colors: White, Black, Bronze, and Silver.

To Order
Specify mounting height, color, and finish.

Product Modifications
The Hawthorne Path Light is available in two mounting heights: 12' and 15'. The light fixture is available in two finishes: White and Black. The lamp is available in two finishes: Bronze and Silver.

Specifications

Individual Components

Part	Description	Part	Description
ONE013	12" LED Head	ONE013	12" LED Head
ONE014	15" LED Head	ONE014	15" LED Head
ONE015	12" LED Head	ONE015	12" LED Head
ONE016	15" LED Head	ONE016	15" LED Head
ONE017	12" LED Head	ONE017	12" LED Head
ONE018	15" LED Head	ONE018	15" LED Head
ONE019	12" LED Head	ONE019	12" LED Head
ONE020	15" LED Head	ONE020	15" LED Head
ONE021	12" LED Head	ONE021	12" LED Head
ONE022	15" LED Head	ONE022	15" LED Head
ONE023	12" LED Head	ONE023	12" LED Head
ONE024	15" LED Head	ONE024	15" LED Head
ONE025	12" LED Head	ONE025	12" LED Head
ONE026	15" LED Head	ONE026	15" LED Head
ONE027	12" LED Head	ONE027	12" LED Head
ONE028	15" LED Head	ONE028	15" LED Head
ONE029	12" LED Head	ONE029	12" LED Head
ONE030	15" LED Head	ONE030	15" LED Head

Shades
Angled Cone, Angled Dome or Straight Shade offered in both 12" and 15".

Finish
Cast aluminum with powder-coated finish. The finish is durable and resistant to fading and chipping. The finish is available in a variety of colors: White, Black, Bronze, and Silver.

Color Stability
The finish is resistant to fading and chipping. The finish is available in a variety of colors: White, Black, Bronze, and Silver.

Thermal Management
The light fixture is designed to dissipate heat. The light fixture is available in two mounting heights: 12' and 15'.

Moisture
The light fixture is designed to resist moisture. The light fixture is available in two mounting heights: 12' and 15'.

Accessories
Clear Lens & Reflector Kit w/Door Frame.

Ordering Information

Product Family	Arm	Wattage	Color Temp	Reflector	Shade	Color
ONE	12"	100W	3000K	120°	Angled Cone	White
ONE	15"	100W	3000K	120°	Angled Cone	White
ONE	12"	100W	3000K	120°	Angled Dome	White
ONE	15"	100W	3000K	120°	Angled Dome	White
ONE	12"	100W	3000K	120°	Straight Shade	White
ONE	15"	100W	3000K	120°	Straight Shade	White

Photometrics

Three 120° LEDs in 12" Mounting Height

Three 120° LEDs in 15" Mounting Height

RAB

MDG MATUNUCK DESIGN GROUP, Inc
LANDSCAPE ARCHITECTURE
PO Box 125
Wakefield, RI 02879
401.644.4522
mark@matunuckdesigngroup.com

PROPERTY OWNER / APPLICANT
BREWED AWAKENINGS
1316 Bald Hill Rd.
Warwick RI 02886
CONTACT PERSON: DAVID LEVESQUE
davebrewed@gmail.com
401-275-6654

Not Issued For Construction
Issued: 4.2.24
Revisions:

Date	Description

PRELIMINARY PLAN REVIEW
BREWED AWAKENINGS
1234 OAKLAWN AVE.
CRANSTON, RI
ASSESSOR'S PLAT 15 / SEC 1
LOT 1015
APRIL 2, 2024

STAMP



LANDSCAPING LIGHTING PLAN

THIS DRAWING IS THE PROPERTY OF THE LANDSCAPE ARCHITECT ANY UNAUTHORIZED USE OF THIS DRAWING WITHOUT WRITTEN PERMISSION IS PROHIBITED

Sheet 2 of 2
L2

